



## Recurring Customer Report - GOLD Offering

10:14:03 AM 02/19/2016

---

### Selected Data Filters

<b>Organization</b>	upstream
<b>Machine Group</b>	All Groups
<b>Machine ID</b>	All Machines
<b>Selected View</b>	No View Selected
<b>Departments</b>	All Departments
<b>Service Desk</b>	Support

---

**Servers and Workstations under management**

16

**New machines added**

4

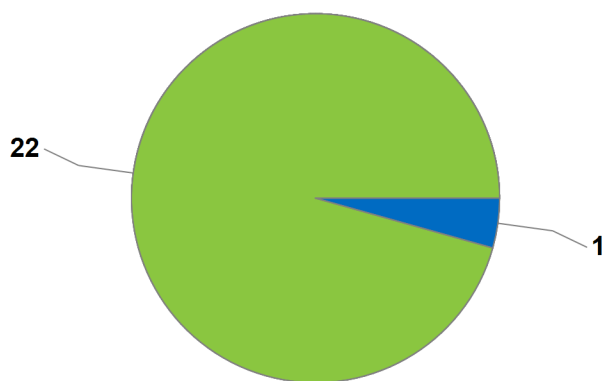
**Servers under management**

4

**Workstations under management**

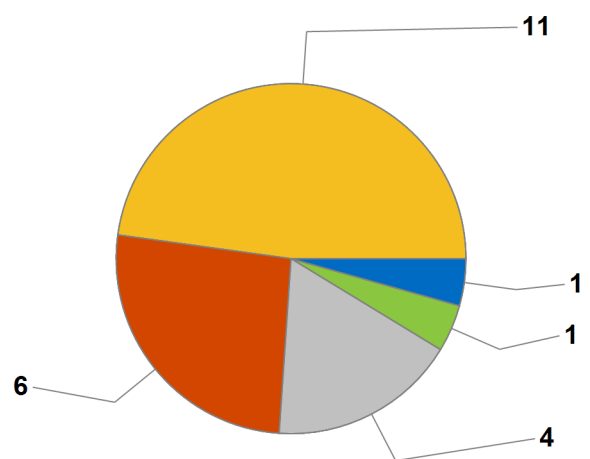
12

**Support: Ticket status**



Waiting for User Feedback Closed

**Support: Ticket main categories**



MailStore Internal IT Kaseya  
RelayFax MDAemon

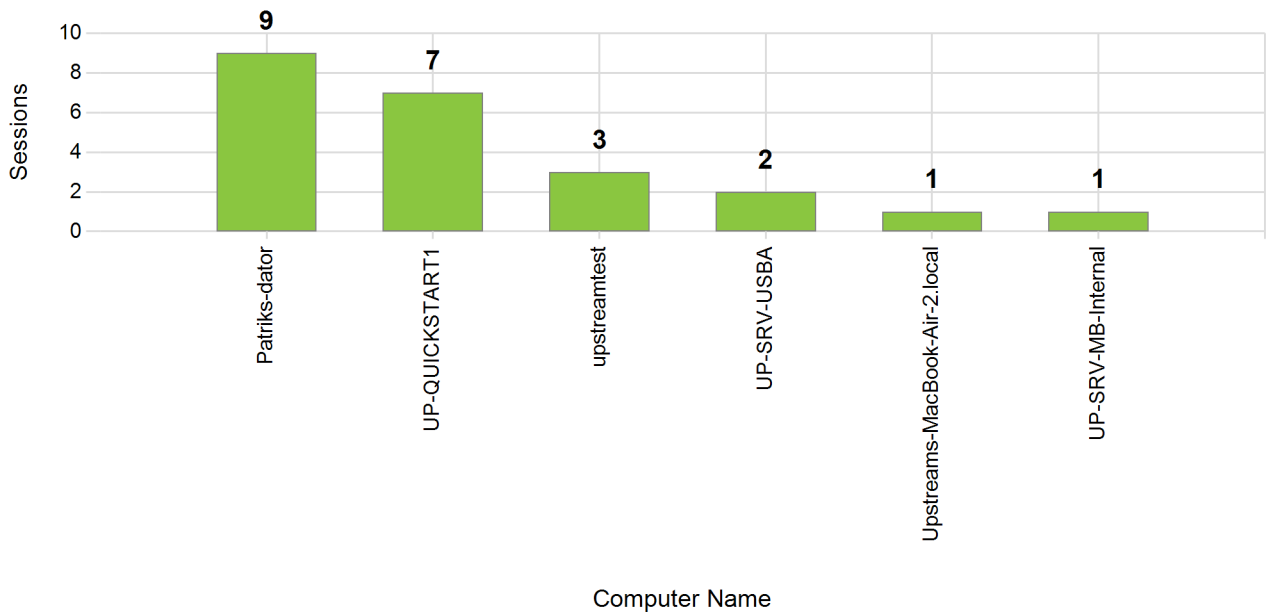
**Support: pro-active alarms processed**

18

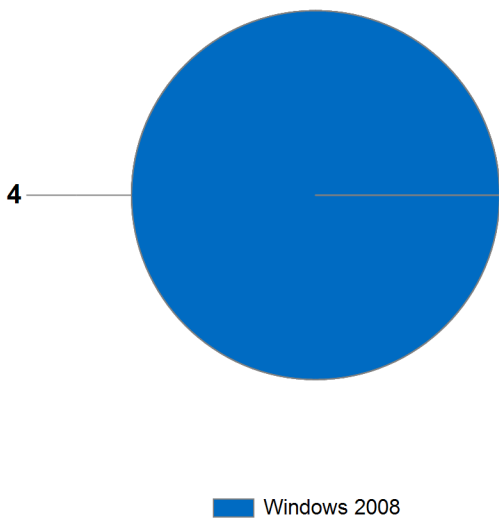
**Support: Remote control sessions**

23

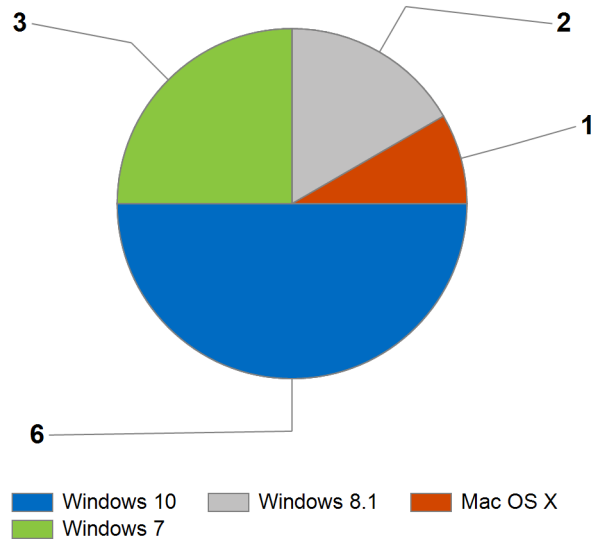
### Support: Top 25 most remote controlled machines



### Audit: Server Operating Systems



### Audit: Workstation Operating Systems



### Audit: Disks below 50% free on Servers

3

### Audit: Workstations with disk C below 20% free

2

### Audit: Disks below 4GB free on Servers - Critical

0

### Audit: Workstations with disk C below 2GB - Critical

0

**Audit: Server storage capacity rundown**

**UP-QUICKSTART1**

Server name	Drive	Label	Percent free	Free space in GB	Total space in GB
UP-QUICKSTART1	C	OS	18.11	7.26866	40.13982
UP-QUICKSTART1	D	DATAPART1	76.77	325.26102	423.66184

**UP-SRV-MB-Internal**

Server name	Drive	Label	Percent free	Free space in GB	Total space in GB
UP-SRV-MB-Internal	C	Systemstore	5.15	10.33802	200.60404
UP-SRV-MB-Internal	D	Datastore	28.67	57.53874	200.70302

**UP-SRV-USBA**

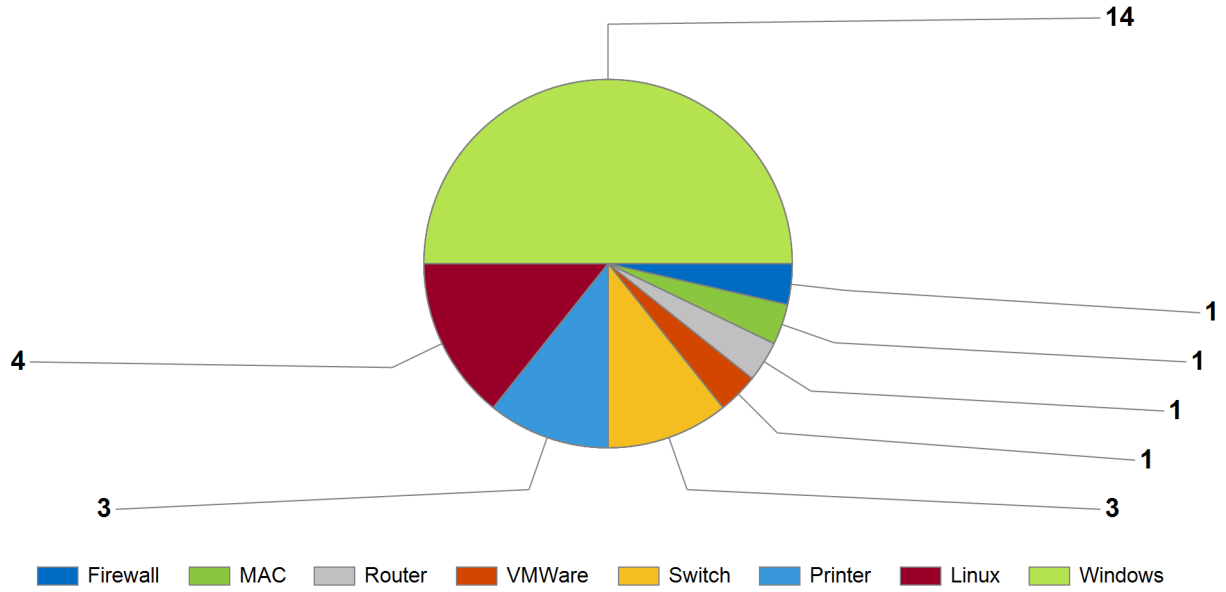
Server name	Drive	Label	Percent free	Free space in GB	Total space in GB
UP-SRV-USBA	C		91.04	850.49104	934.17618
UP-SRV-USBA	D	Datastore	93.47	1660.86480	1776.98010

**upstreamtest**

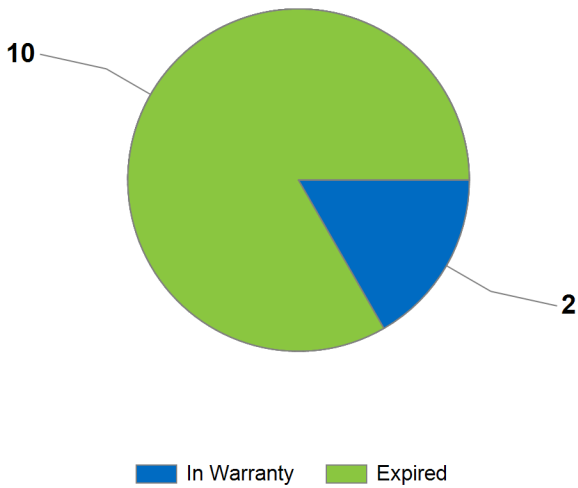
Server name	Drive	Label	Percent free	Free space in GB	Total space in GB
upstreamtest	C		62.92	31.50504	50.07506

---

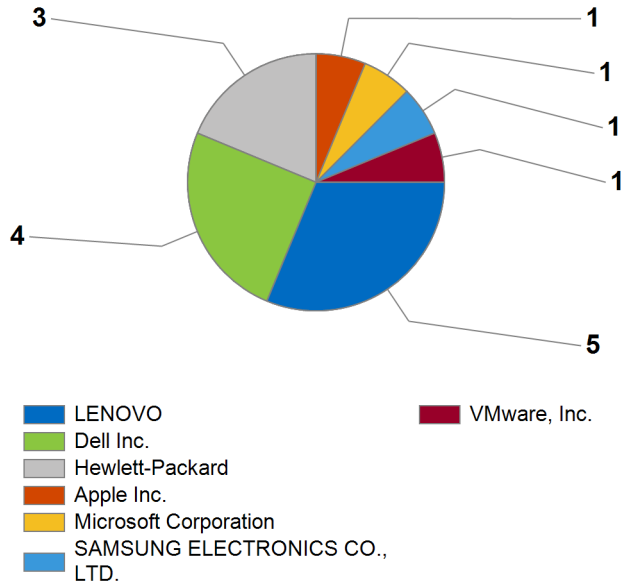
**Audit: IP based asset discovered**



**Audit: Warranty status overview for HP, DELL & LENOVO brands**



**Audit: Server and Workstation brands**



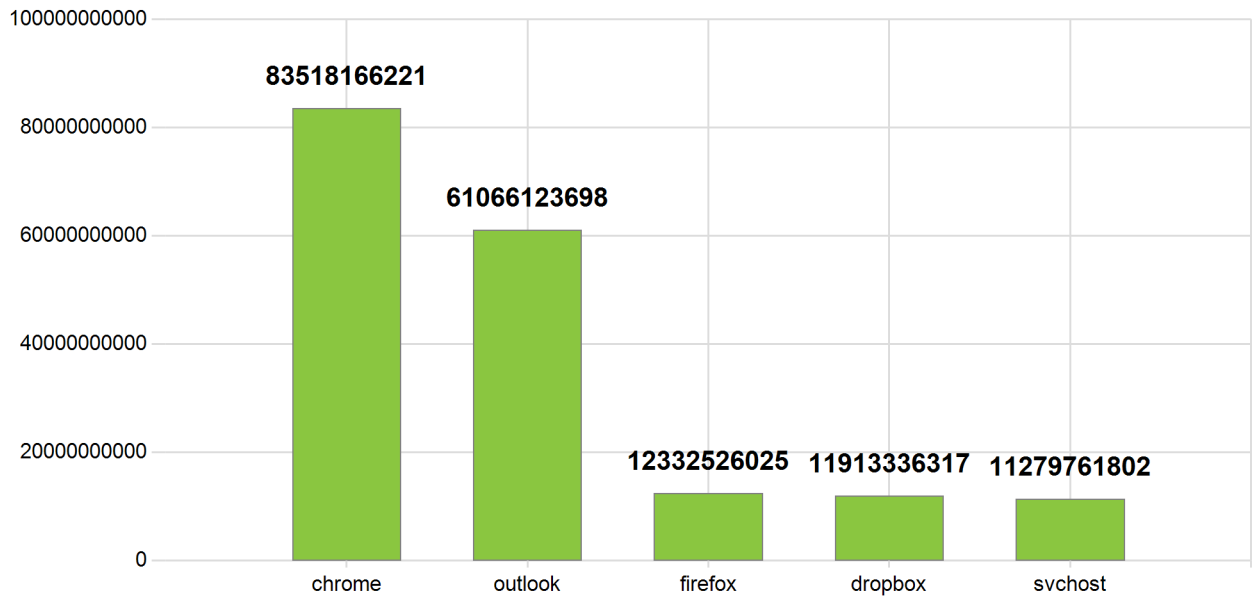
---

**Audit: Top 25 installed applications on Workstations (not Microsoft)**

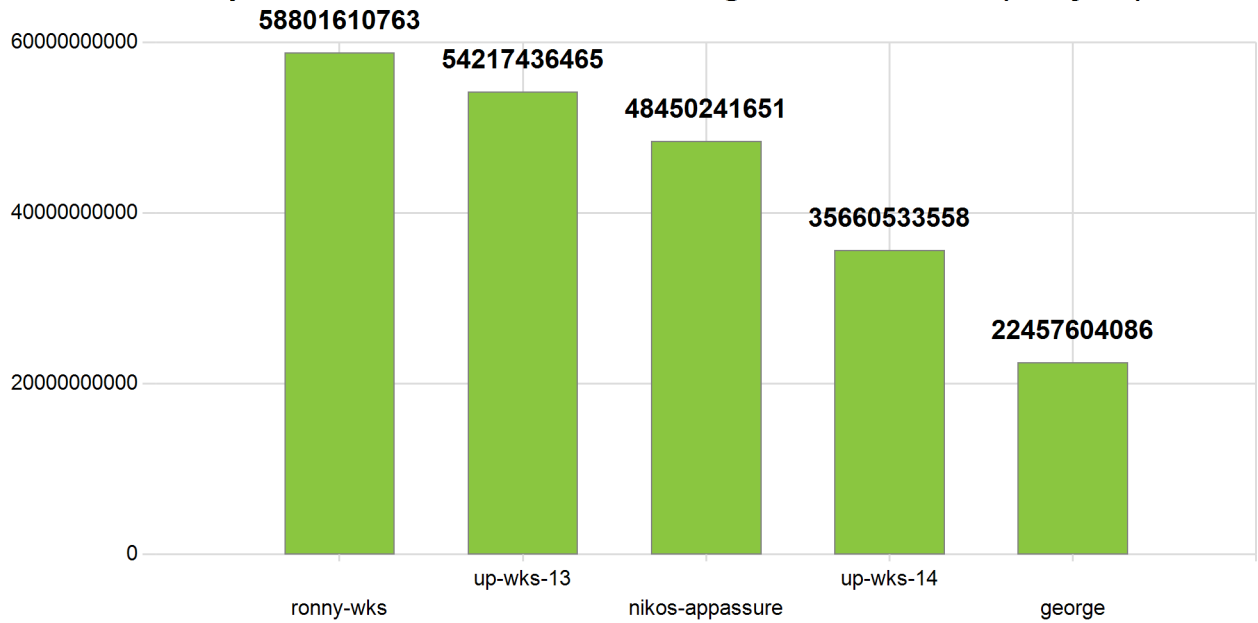
<b>Application name</b>	<b>Total</b>
Webroot SecureAnywhere	11
Adobe Flash Player 20 NPAPI	10
Citrix Online Launcher	10
Mozilla Maintenance Service	10
Google Chrome	9
Java 8 Update 73	9
Adobe AIR	8
Efttel Max	8
Microsoft Lync Web App Plug-in	7
Adobe Reader XI (11.0.14) - Svenska	6
Intel(R) Management Engine Components	6
Intel(R) Processor Graphics	6
Realtek High Definition Audio Driver	6
ownCloud	5
Skype™ 7.18	5
7-Zip 15.14 (x64)	4
Bonjour	4
Intel(R) Rapid Storage Technology	4
Adobe Flash Player 20 ActiveX	3
BankID säkerhetsprogram	3
Apple-programstöd (64-bitar)	3
Apple-programstöd (32-bitar)	3
Apple Software Update	3
Apple Mobile Device Support	3
7-Zip 9.22 (x64 edition)	3

---

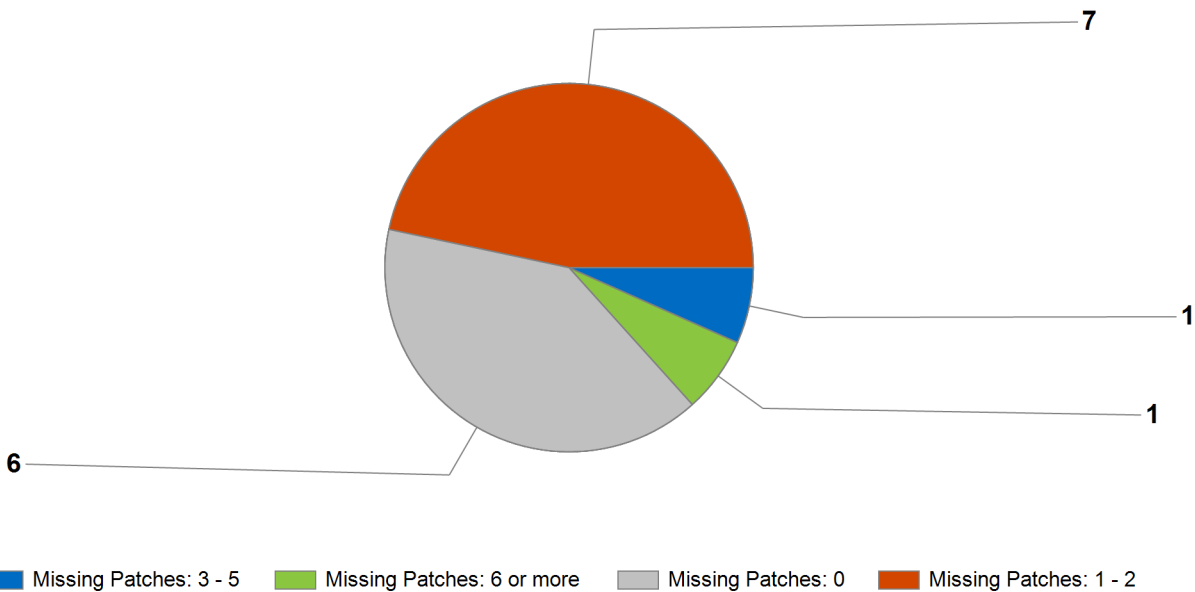
### Audit: Top 5 Applications using most bandwidth (in Bytes)



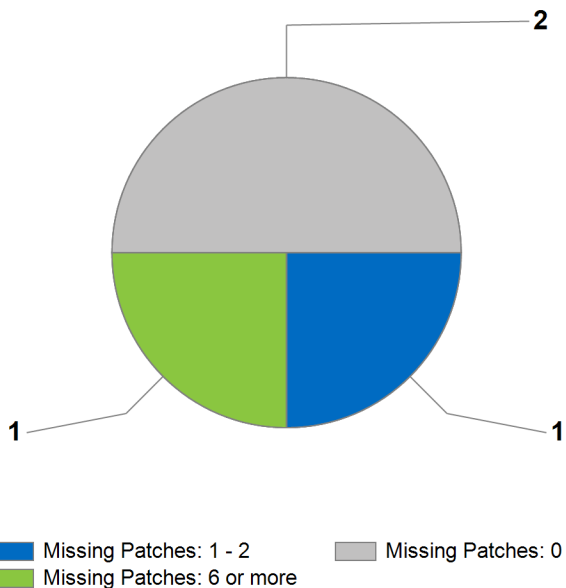
### Audit: Top 5 Servers & Workstations using most bandwidth (in Bytes)



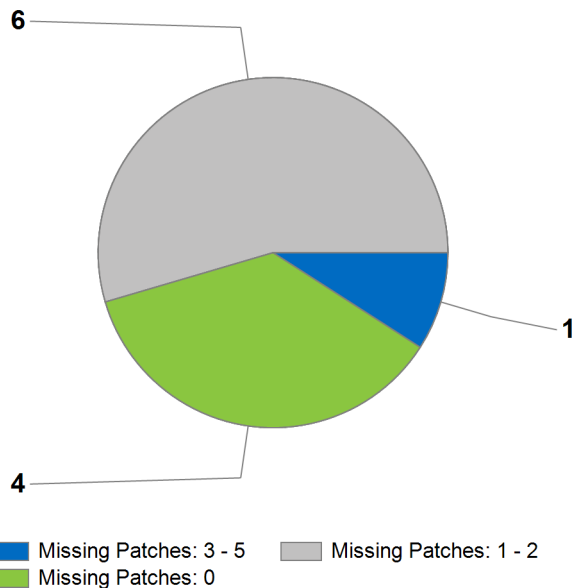
### Security: Overall Microsoft (MS) patch mgmnt status



### Security: Server MS patch status

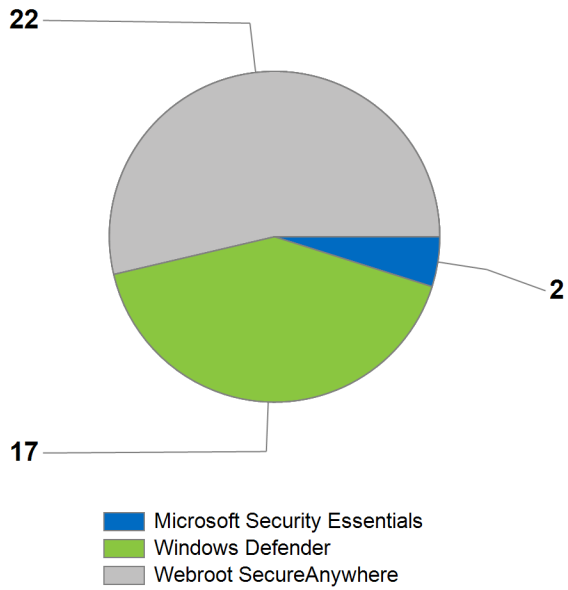


### Security: Workstation MS patch status

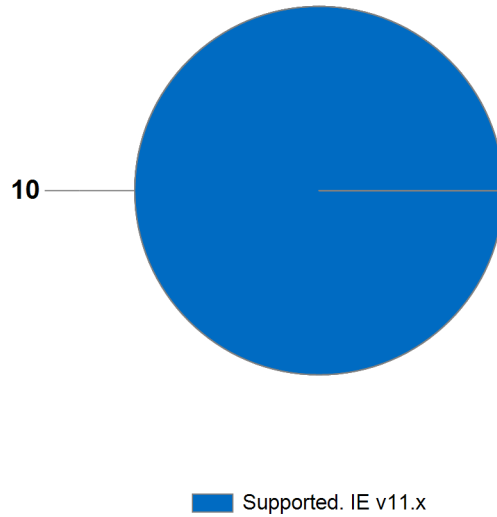




**Security: Installed Anti-Virus products**



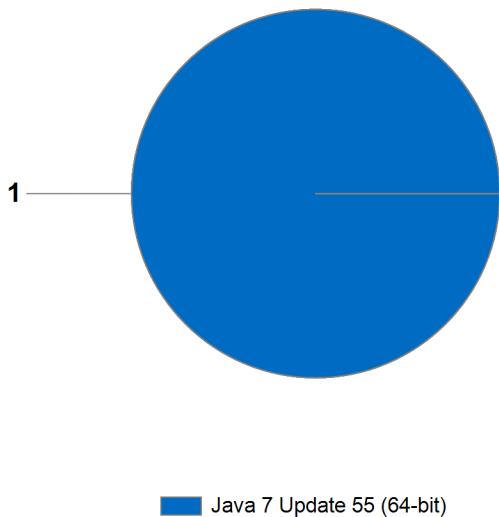
**Security: IE versions in use**



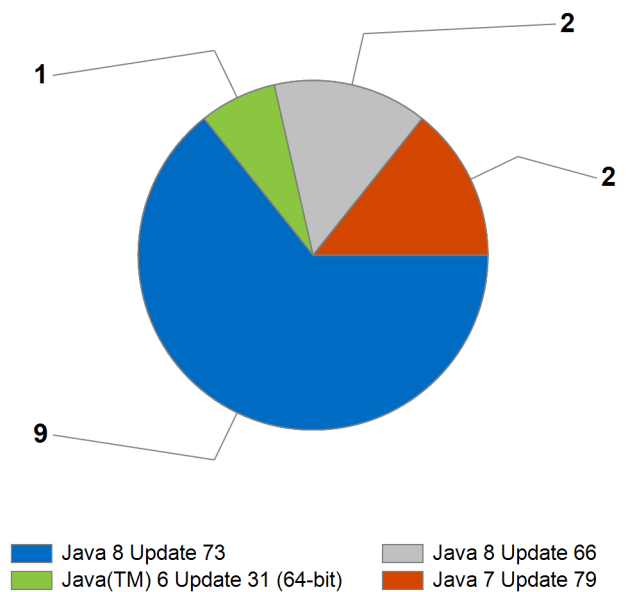
**Security: Total number of applied patches for other managed applications within the GOLD offering**

47

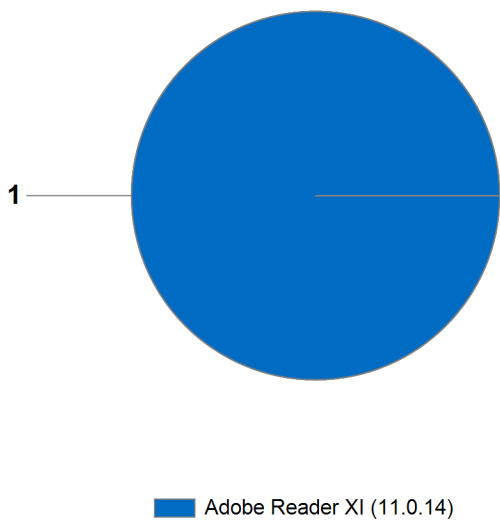
**Security: Java on Servers**



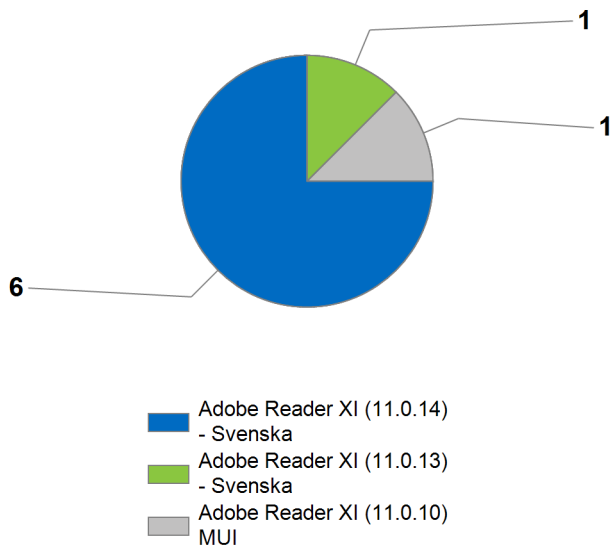
**Security: Java on Workstations**



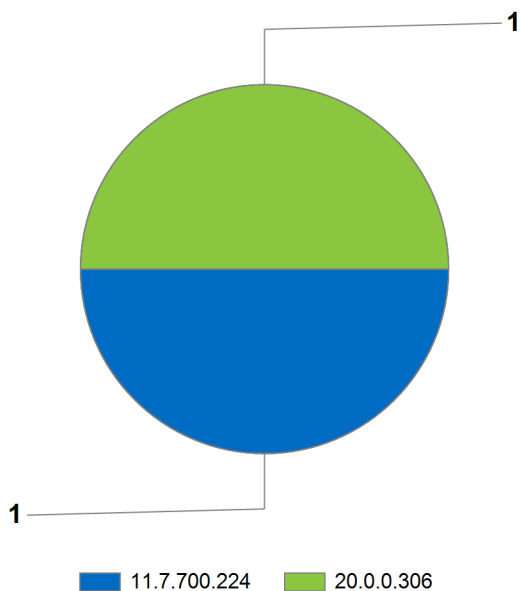
### Security: Adobe Reader on Servers



### Security: Adobe Reader on Workstations



### Security: Flash Player on Servers



### Security: Flash Player on Workstations

