



## Weekly Internal KPI Summary

12:42:30 PM 01/08/2016

---

### Selected Data Filters

<b>Organization</b>	upstream
<b>Machine Group</b>	All Groups
<b>Machine ID</b>	All Machines
<b>Selected View</b>	No View Selected

---

Weekly Internal KPI Summary

---

**KPI : Total number of machines under management**

16

---

---

**KPI : Total number of new machines (check-ins)**

1

---

---

**KPI : Servers under management**

4

---

---

**KPI : Workstations under management**

12

---

---

**KPI : Servers with local discs below 4GB**

1

---

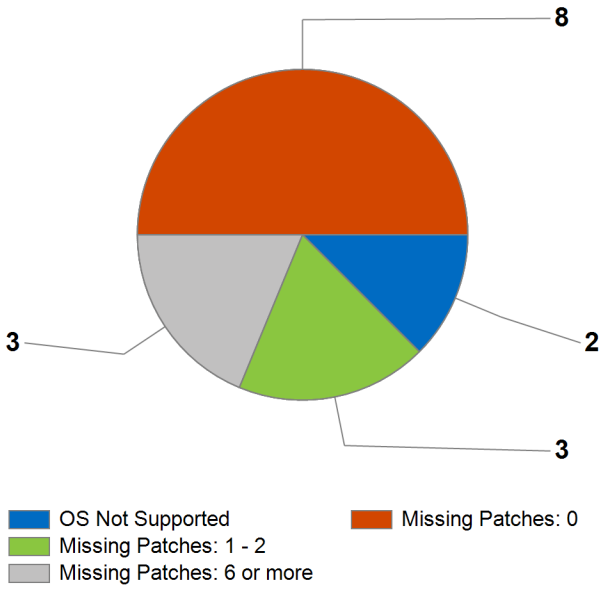
---

**KPI : Workstations with local disc C below 4GB**

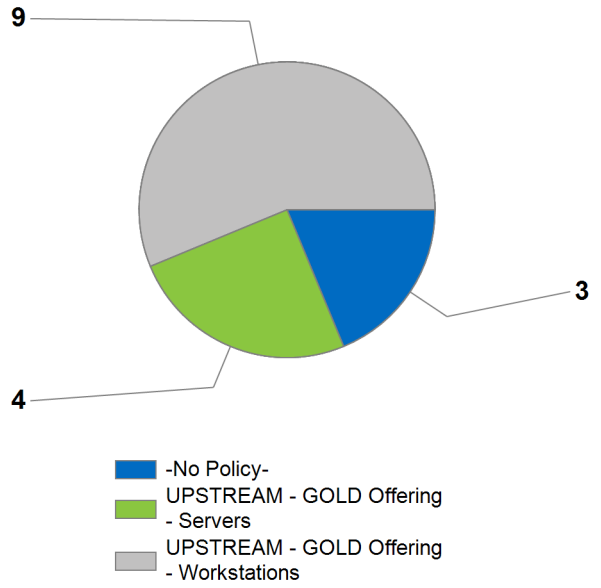
0

---

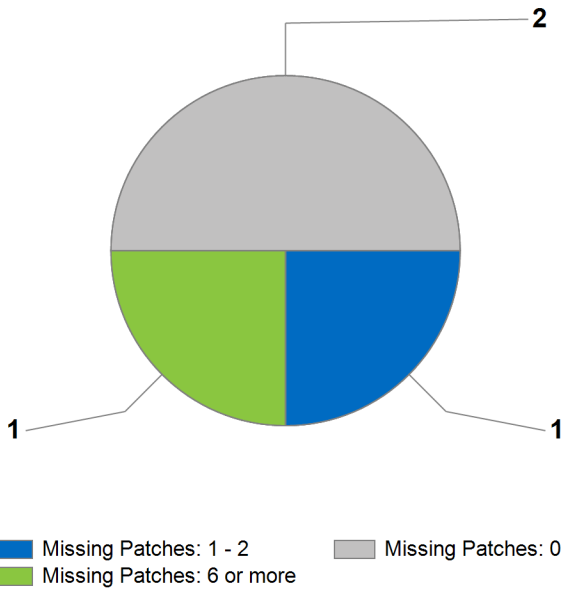
**Patch status summary**



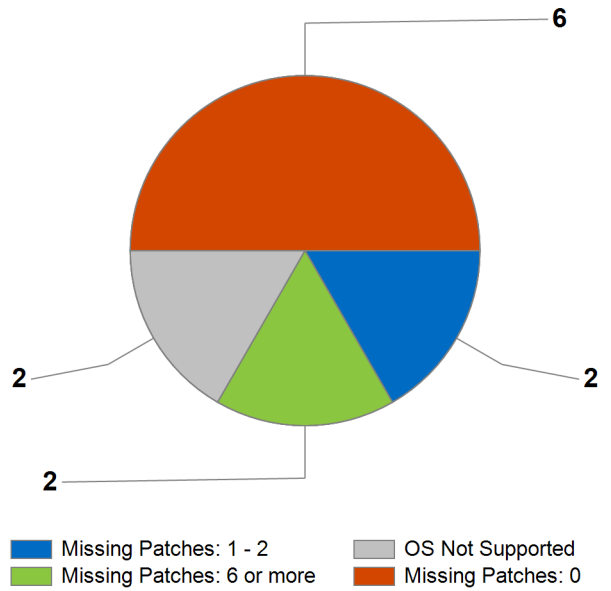
**Patch membership summary**



**KPI: Server patch status**



**KPI: Workstation patch status**



**KPI: Servers with failed patches**

2

**KPI: Workstations with failed patches**

1

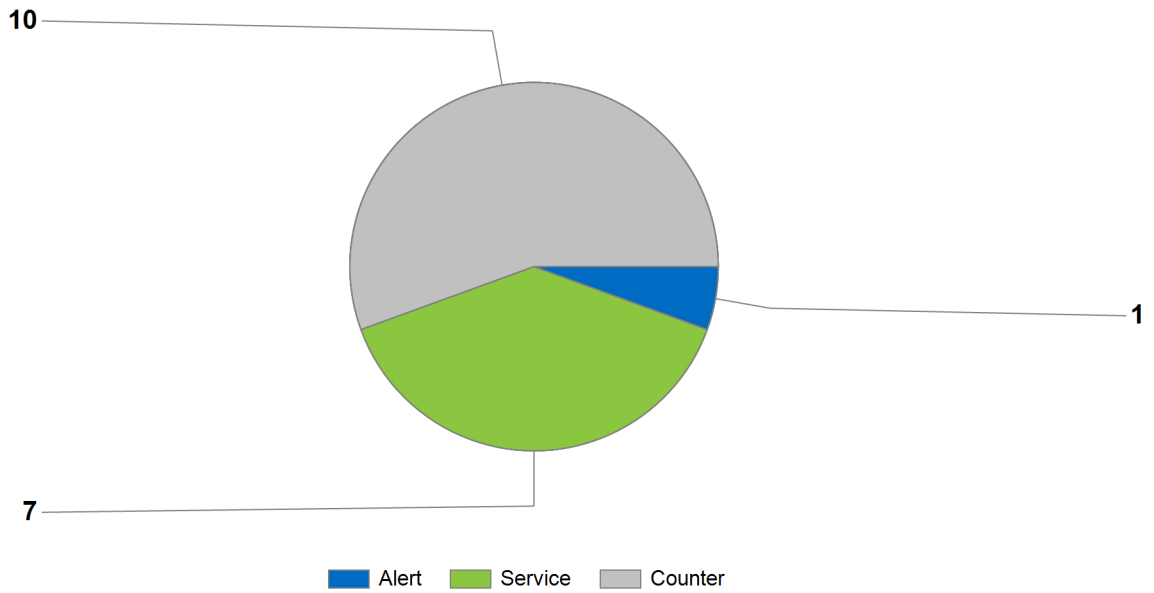
**KPI: Servers with reboot pending**

1

**KPI: Workstations with reboot pending**

1

### Alarms Summary



---

**KPI : Total number of alarms (No filter)**

18

---

**KPI: Total number of agent offline alarms**

0

---

**KPI: Total number of remote control sessions**

---

0

---

Top 25 most remote controlled machine groups summary - (No Data Available)

Top 25 most remote controlled machines summary - (No Data Available)

Top 25 techs running remote control sessions summary - (No Data Available)